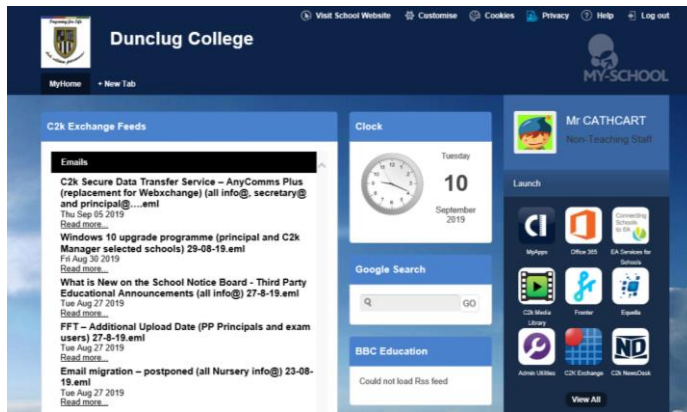



My School Instructions

1. Go to www.c2kschools.net or Google "my school"
2. Enter C2k username & password

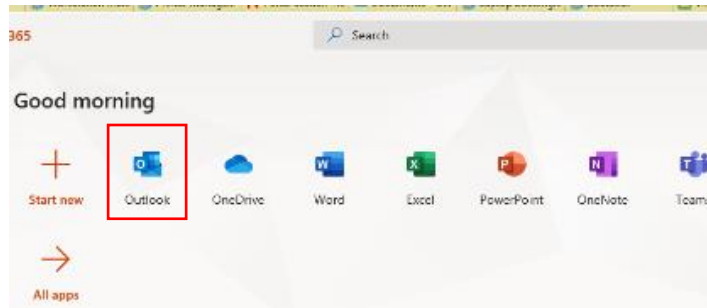



That will take you to this page-

3. To access your files or Shared Resources, click on 'View All' and then 'Files and Apps' in the left hand menu



4. When accessing work make sure you download the work, then when you are finished you will have to save the work on your own computer and then upload the work back onto your documents folder in the Files and Apps section on MySchool
5. To access your emails, click on "Office 365", and then "Outlook" on the following page.



6. To access Fronter, click on the Fronter icon on your My School homepage as shown below.

